



NATHAN HALE MIDDLE SCHOOL

5220 W. 135TH ST. CRESTWOOD, IL 60445 (708) 385-6690

Grades: 6-8
District: COOK COUNTY SD 130

Principal: Mrs. Constance Grimm-Grason
Superintendent: Dr. Tina Halliman

FAST FACTS



385 students
Total Enrollment



21
Average Class Size



4%
English Learners



15%
Students with Disabilities



75%
Low-Income Students

Academic Growth/Success



At Nathan Hale Middle School, 20% of students met or exceeded expectations on the 2015 PARCC assessment. Please see Page 2 of this report for more information. Since this year's scores set a new baseline for students, growth metrics will not be available until the fall of 2016, after the next administration of the PARCC assessment.

District Finances

Instructional Spending per Pupil includes only the activities directly dealing with the teaching of students or the interaction between teachers and students



	2013	2014	2015
District	\$8,330	\$6,636	\$6,357
State	\$6,974	\$7,094	\$7,419

Operational Spending per Pupil includes all costs for overall operations in this school's district, including Instructional Spending, but excluding summer school, adult education, capital expenditures, and long-term debt payments.



	2013	2014	2015
District	\$14,407	\$11,652	\$11,365
State	\$11,842	\$12,045	\$12,521

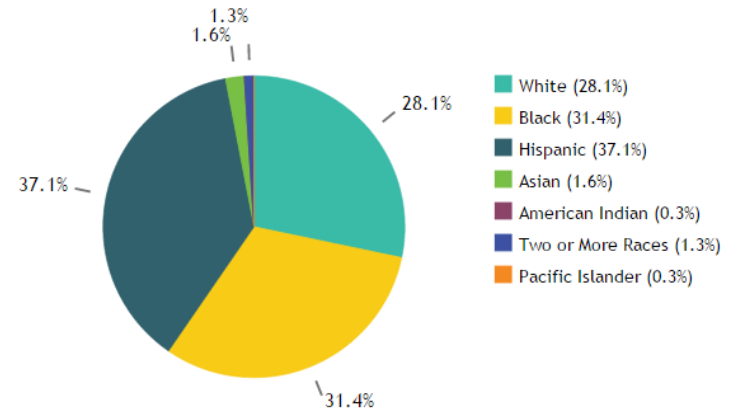
Educator Measures

In the last six years, **1 principal** has led this school. In the last three years, **85% of teachers** return to this school from one year to the next.

School Personnel Resources

Interpreter for the Deaf, Librarian/Media Specialist, Paraprofessional, Reading Specialist, School Guidance Counselor, School Social Worker, Special Education Teacher, Speech –Language Pathology Teacher

Student Racial/Ethnic Diversity



Student Attendance and Mobility

Attendance Rate

Rate at which students are present, not including excused or unexcused absences

School	95%
District	95%
State	94%

Chronic Truancy Rate

Percentage of students who have been absent without valid reasons for 5% or more of regular school days.

School	11%
District	8%
State	9%

Student Mobility Rate

Percentage of students who transfer in or out of the school during the school year, not including graduates.

School	8%
District	8%
State	12%

FOR MORE INFORMATION

Visit IllinoisReportCard.com for additional details about this school, including historical data, interactive charts, comparisons, detailed explanations and other resources.



NATHAN HALE MIDDLE SCHOOL

5220 W. 135TH ST. CRESTWOOD, IL 60445 (708) 385-6690

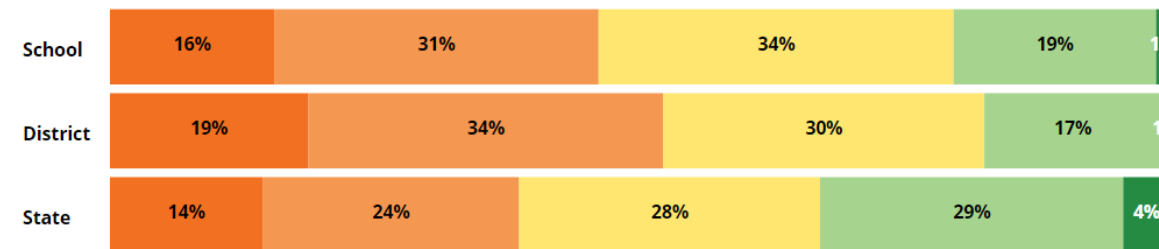
Grades: 6-8
District: COOK COUNTY SD 130

Principal: Mrs. Constance Grimm-Grason
Superintendent: Dr. Tina Halliman

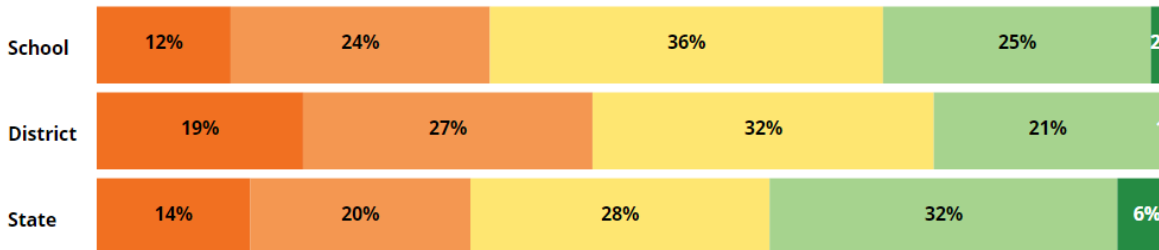
PARCC Performance Levels

At Nathan Hale Middle School, 20% of students met or exceeded expectations on the 2015 PARCC assessment. Since this year's scores set a new baseline for students, growth metrics will not be available until the fall of 2016, after the next administration of the PARCC assessment. The following graphs show the 2015 performance levels for the school, district and state.

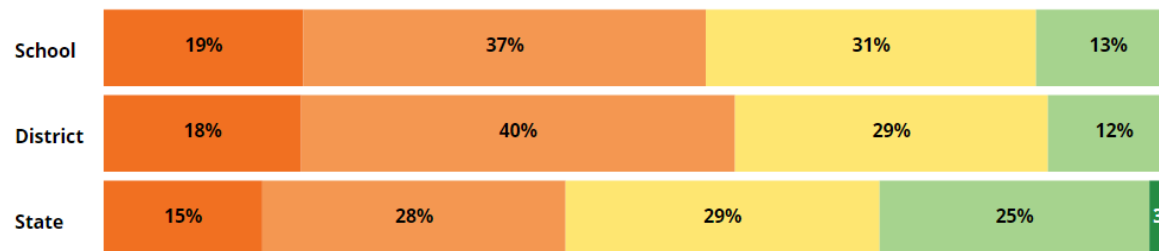
COMPOSITE



ENGLISH LANGUAGE ARTS



MATHEMATICS



Explanation

The graphs show the percentage of students achieving the following levels on the PARCC assessment:

- Level 1 Dark Orange—Did Not Meet Expectations
- Level 2 Light Orange—Partially Met Expectations
- Level 3 Yellow—Approached Expectations
- Level 4 Light Green—Met Expectations
- Level 5 Dark Green—Exceeded Expectations

The composite graph shows combined results from all tests.

Students who met or exceeded expectations “are likely to be on track for the next grade level and ultimately for college and career readiness,” according to ISBE.

FOR MORE INFORMATION

Visit IllinoisReportCard.com for additional details about this school, including historical data, interactive charts, comparisons, detailed explanations and other resources.