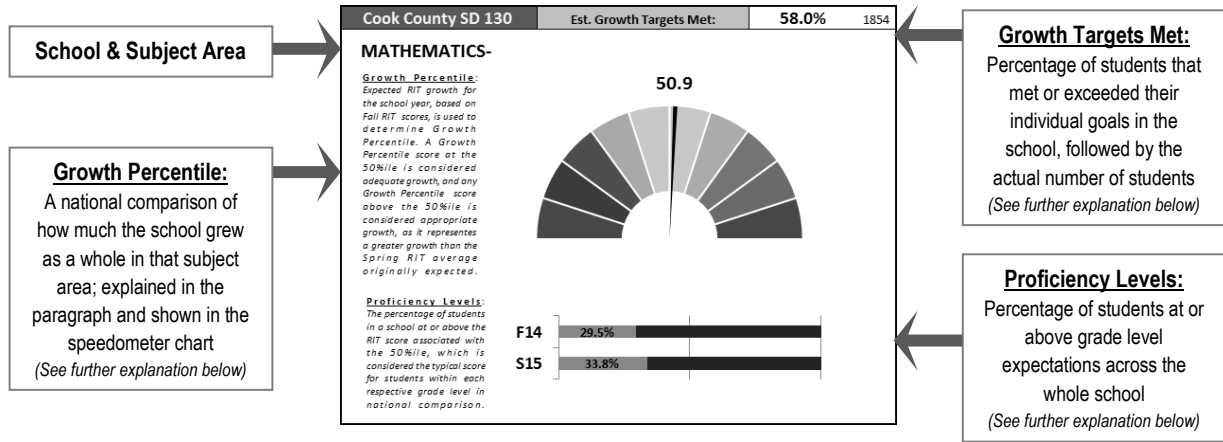


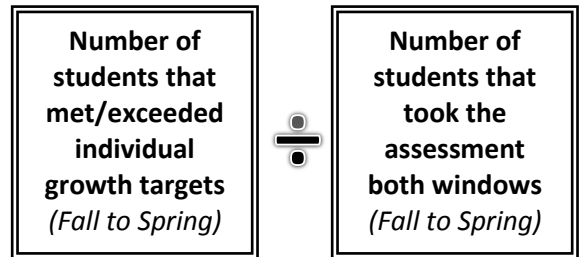
COOK COUNTY SCHOOL DISTRICT 130

Parent Resource Guide for MAP® testing: Data Language Visually Explained



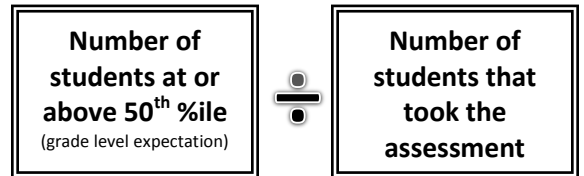
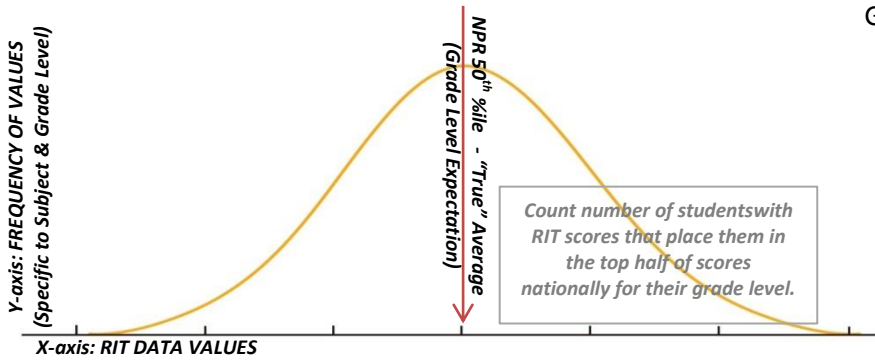
Growth Targets Met:

The higher the percentage, the more students are being supported by the instruction to meet their individual goals and targets
(Comparison between two assessment windows)



Proficiency Levels:

Percentage of students at or above grade level expectations on a national comparison; Grade level expectations = 50th percentile ranking
(Specific to one assessment window)



Growth Percentile:

National growth comparisons between all schools and individuals that started at a similar level; Expected Adequate Growth = 50th growth percentile ranking [Status Quo; Maintenance]

Appropriate Growth, representing greater growth than expected, is higher than 50th growth percentile ranking [the higher the better]
(Comparison between two assessment windows)

