



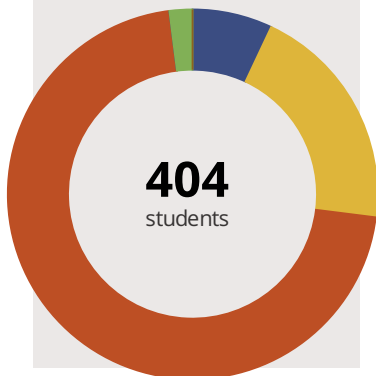
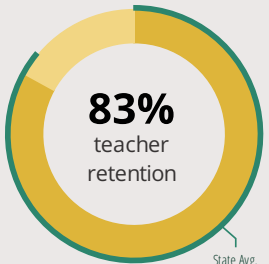
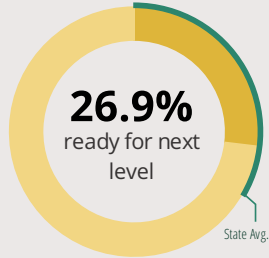
LINCOLN ELEM SCHOOL

2140 BROADWAY ST BLUE ISLAND, IL 60406 3051 (708) 385-5370

Grades: K-3
District: COOK COUNTY SD 130

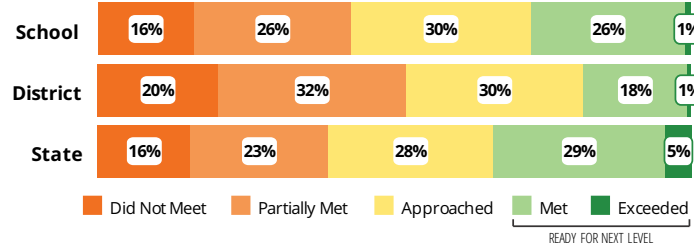
Principal: Ms. Concepcion Calderon
Superintendent: Dr. Tina Halliman

FAST FACTS



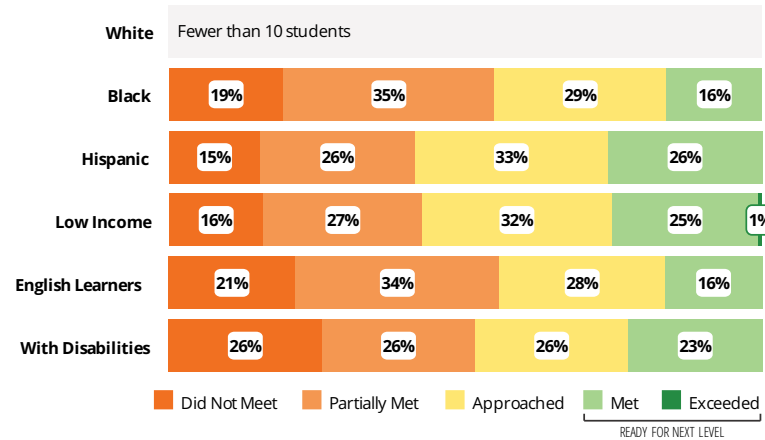
Academic Success

All Illinois students in grades 3-8 take the PARCC assessment each year. High school students take the PARCC in specific Math or English Language Arts (ELA) courses.



Success by Student Group

This display shows PARCC performance levels for each student group. No data is shown for groups with fewer than 10 students.

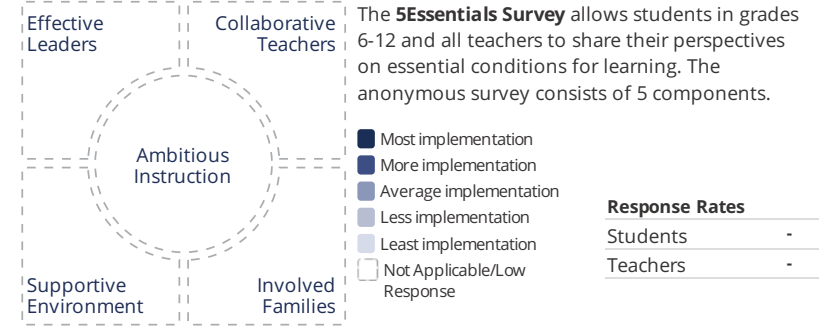


Student Characteristics

White	7%	Low Income	86%
Black	20%	English Learners	36%
Hispanic	71%	With Disabilities	17%
Asian	0%	Homeless	2%
American Indian	0%		
Two or More Races	2%		
Pacific Islander	0%		

School Environment

The **5Essentials Survey** allows students in grades 6-12 and all teachers to share their perspectives on essential conditions for learning. The anonymous survey consists of 5 components.



Response Rates

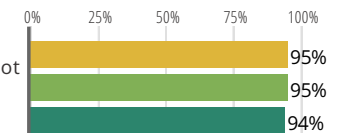
Students	-
Teachers	-

- Effective Leaders**
Do principals and teachers implement a shared vision for success?
- Collaborative Teachers**
Do teachers collaborate to promote professional growth?
- Ambitious Instruction**
Are the classes challenging and engaging?
- Supportive Environment**
Is the school safe, demanding, and supportive?
- Involved Families**
Does the entire staff build strong external relationships?

Student Attendance and Mobility

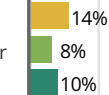
Attendance Rate

Rate at which students are present at school, not including excused or unexcused absences



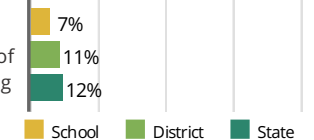
Chronic Truancy Rate

Percentage of students who have been absent without valid reasons for 5% or more of regular school days



Student Mobility

Percentage of students who transfer in or out of the school during the school year, not including graduates





LINCOLN ELEM SCHOOL

School Highlights

Academic Courses

Lincoln Elementary School offers a comprehensive curriculum for students in the Kindergarten through 3rd grades. The school offers bilingual and dual language instruction for English language learners and monolingual students.

Physical Education, Health and Wellness

Students at Lincoln School attend physical education classes every day.

Other Programs and Activities

The school organizes fun and information nights for the community several times a year.

School Awards

2013 Academic Improvement Award Illinois Honor Roll

Career Development Courses and Programs

Athletics

School Personnel Resources

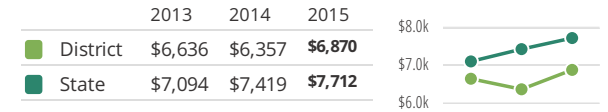
Bilingual Education Teacher, Librarian/Media Specialist, Reading Specialist, School Social Worker, Special Education Teacher, Speech Language Pathologist-non teaching

Facilities

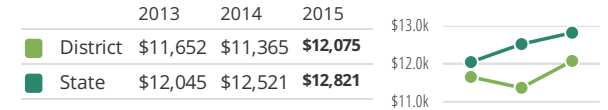
Lincoln Elementary School has a library with a computer lab, Laptop carts on wheels, cafeteria, and a main gym.

District Finance

Instructional Spending per Pupil includes only the activities directly dealing with the teaching of students or the interaction between teachers and students.



Operational Spending per Pupil includes all costs for overall operations in this school's district, including Instructional Spending, but excluding summer school, adult education, capital expenditures, and long-term debt payments.



Educator Measures

This school has had **1 principal(s)** over the past 6 years. In the last three years, an average of **83% of teachers** return to this school each year.

FOR MORE INFORMATION

Visit IllinoisReportCard.com to see additional details about each item of information for this school. There you will find charts spanning multiple years, detailed explanations, resources, more of the school's programs and activities, and powerful tools that let you dig deeper into data.

Most of this data has been collected by ISBE from school districts through data systems. Some information, such as the School Highlights, is entered directly by principals and can be updated throughout the year.